


2.5" Rectangle Module

LED Light Engine with 20 Nichia LEDs

Intelligent Device
ECOSYSTEM
Classic

Specifications

Driver Type:	Constant-Current
Drive Current:	500mA Nominal
Nom. Forward Voltage:	15.5V
Total Board Power:	7.76W Nominal
Life:	50,000 Hrs, 70% lumen maint. @ Ta max 40°C, used as specified
Max Junction Temp:	90°C
Max Test Point Temp:	85°C
Operating Temp:	-40°C to +80°C Ambient
Storage Temp:	-40°C to +80°C
Viewing Angle (FWHM):	120° Lambertian distribution
CRI:	80 Minimum



- Constant-Current DC Array, 5 LED Series x 4 Parallel Strings
- Designed for easy use in standard luminaires
- Color: Full ANSI binning
- Customizable: Engines can be modified to your application. Contact us.
- Engineered by Norlux
- 5 yr. Warranty

2.5 Inch Rectangle Module @ 500mA

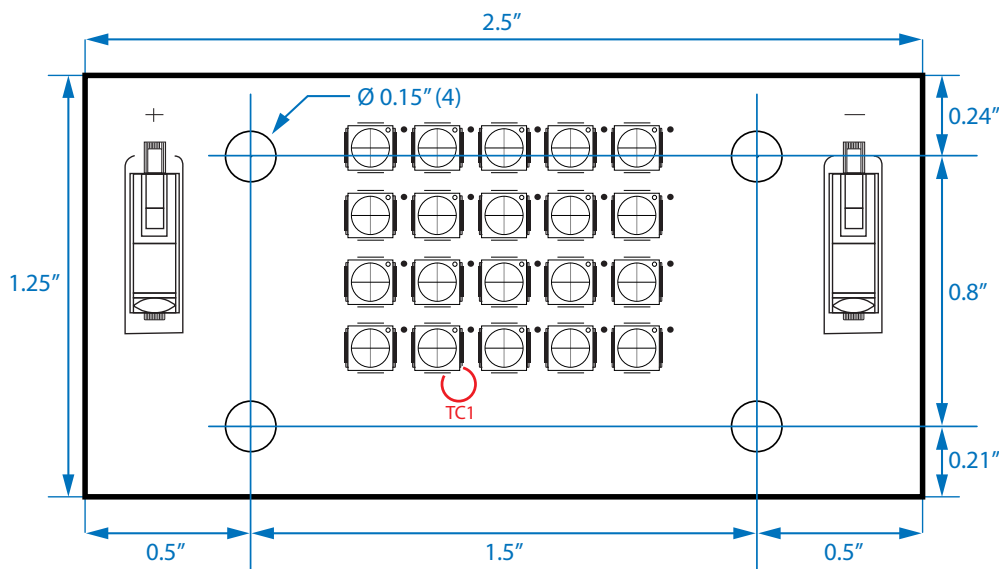
Model Number	Total Board Power (W)	Total Current (mA)	Color Temp (K)	Lumens (± 15%)	Board LPW
98034	7.76	500	2700	947	122
98035	7.76	500	3000	1,009	130
98036	7.76	500	3500	1,064	137
98037	7.76	500	4000	1,090	140
98038	7.76	500	5000	1,170	150

Connectivity Options

Suffix	Connection
-01	No Leads
-02	Push-in Connectors
-04	One 6" Red Wire (+) One One Connector (-)
-05	Two 6" Leads

For Poke-In Connectors, use #24-18 AWG stranded or solid wire

Dimensions



★ **MADE IN USA** ★
Of Imported And Domestic Components



CIE Chromaticity Coordinates

2700K

3 Step Macadams Ellipse

X	Y
0.4576	0.4183
0.4698	0.4212
0.4478	0.3999
0.4591	0.4025

3000K

3 Step Macadams Ellipse

X	Y
0.4325	0.4101
0.4452	0.4146
0.4244	0.3923
0.4362	0.3965

3500K

3 Step Macadams Ellipse

X	Y
0.4045	0.3975
0.4189	0.4044
0.3989	0.3819
0.412	0.3875

4000K

3 Step Macadams Ellipse

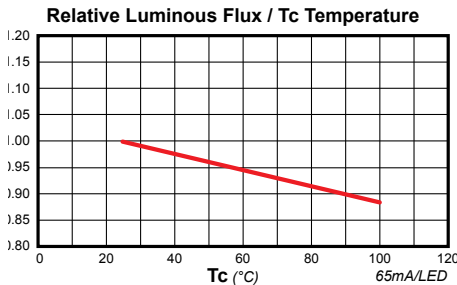
X	Y
0.3783	0.3836
0.3909	0.3906
0.3746	0.3687
0.3864	0.3757

5000K

3 Step Macadams Ellipse

X	Y
0.3408	0.3461
0.3485	0.3520
0.3416	0.3585
0.3499	0.3644

Sample LED & Driver Configurations



Mounting Notes

It is important to mount the board in such a way as to maintain the Tc point below the max. The steady state thermals in application will dictate if the board needs to be mounted directly to metallic housing and/or include a thermal pad. For example fully enclosed recessed fixture will require better thermal mounting than an open air pendant.

Static Sensitive Device

Handle only at static-safe work stations.

Thermal Application Notes

Heat sink required during operation. For assistance in designing proper thermal management for your application, contact TRP.

Maximum Current

Max Current: 720mA
Voltage at max current: 16.5V,
Power at max current: 11.88W

The total maximum current reflects the LED maximum forward current only, without considering thermal needs. Driving the LEDs this hard will likely violate their thermal limits, depending on the application. **Tc point must remain at or below the max temperature, or the warranty will be voided.** Temperature is directly correlated to LED current.

