



TLED-40W Series

High Performance LED Driver

Dimmable Constant Current, Two-Stage

Black Magic Thermal Advantage™ Plastic Housing

Electrical Specifications

Input Voltage Range:	120-277 Vac Nom. (108-305 V Min/Max)
Frequency:	50/60 Hz Nom. (47-63 Hz Min/Max)
Power Factor:	>0.90 @ full load, 100V through 277V
Inrush Current:	<50.0 Amps max @ 230 Vac, cold start 25°C
Input Current:	0.4 Amps max
Maximum Power:	37.8W
Load Regulation:	± 3%
THD:	≤ 20% @ full load
Leakage Current:	300 µA Typical
Hold Up Time:	Half Cycle
Output Protection:	Over-Voltage, Over-Current, and Short Circuit Protection with Auto Recovery

Environmental Specifications

Maximum Case Temp.	89°C
Minimum Starting Temp:	-30°C
UL Type TL Rating:	Class 2: 89/63°C
Storage Temperature:	-35°C to +85°C
Humidity:	10% to 90%
Cooling:	Convection
Vibration Frequency:	5 to 55 Hz/2g, 30 minutes
Sound Rating:	Class A
Lifetime:	50,000 Hours @ 50°C ambient conditions
EMC:	FCC 47CFR Part 15 Class B compliant



- Performance Driven
- Flicker Free
- Deep Dimming, down to 1%
- Compatible with more dimming controls
- Total Power: 37.8 Watts
- Input Voltage: 120-277 Vac
- UL Dry & Damp Location Rated
- IP66 & NEMA4
- High Power Factor

Constant Current - Product Specifications

Model Number	Output Current (mA ±5%)	Output Voltage Range (Vdc)	Max Output Power (W)	Max Efficiency
TLED40W-054-C0700-D	700	30-54	37.8	86%

Class 2: US/Canada

Safety Cert.	Standard
CUL	UL8750, UL1012, UL1310
CE	EN 61347-1, EN61347-2-13
EMC Standard	Notes
EN 55015	Conducted emission
IEEE 519	Harmonic current emissions
EN 61000-4-3	RFE Field Susceptibility test
EN 61000-4-4	Electrical Fast Transient
EN 61000-4-5	Surge Immunity Test, AC Power Line: line to line 3 kV; line to earth 6 kV
EN 61000-4-11	Voltage Dips
FCC Part 15	Subpart B (Class B)



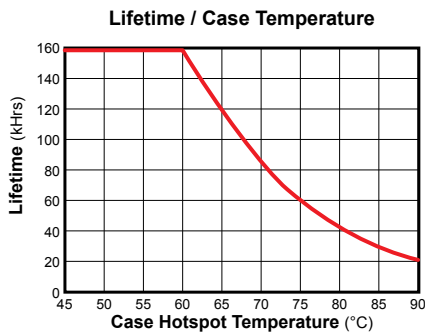
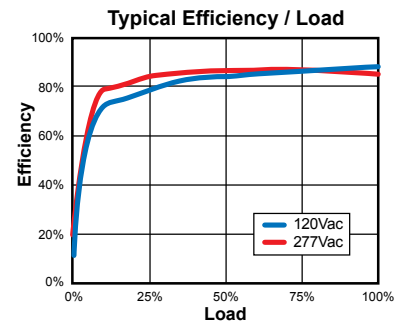
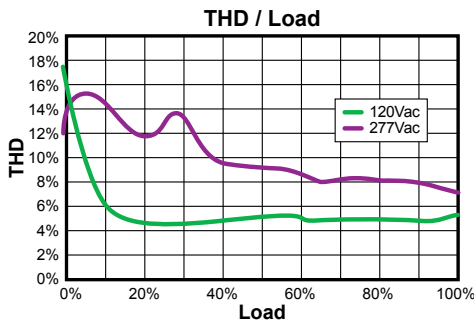
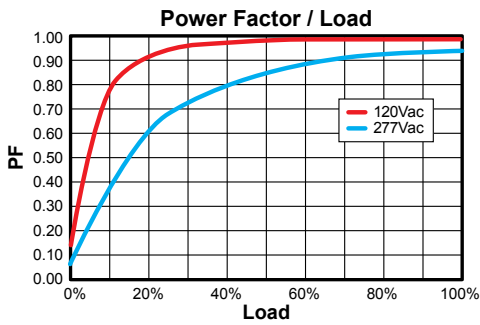
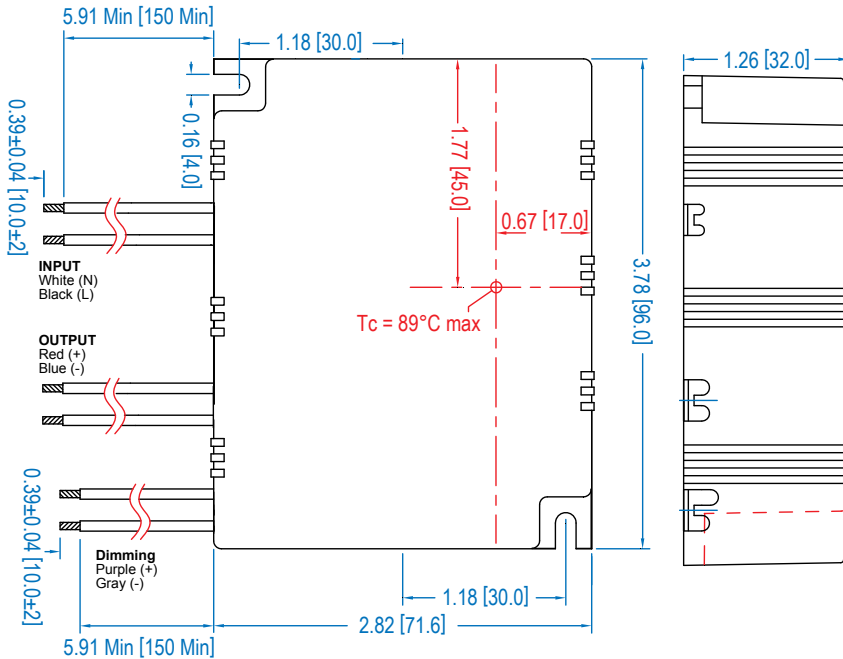
Note:
LED drivers are designed and intended to operate LED loads only. Non-LED loading may be outside the specified design limits of our LED drivers, and therefore cannot be covered by any warranty. If you desire to use our LED drivers to operate non-LED loads please contact us to discuss compatibility.

Specifications subject to change without notice.

Rev 12-12-16



Dimensions - IN [mm]



UL Conditions of Acceptability

See website for additional information

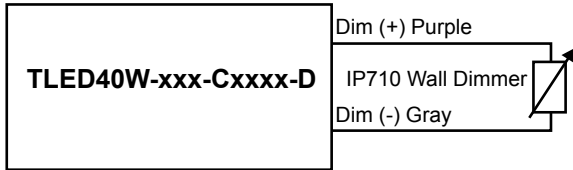
Note:

The area under the life-temperature curve represents where the driver has highly reliable operation within specification. Driver performance may drift out of published specifications as the hours of operation exceed the curve at a given temperature. Higher operating temperatures increase the chances of a failure to function. Other electrical, mechanical and environmental factors affect driver lifetime but are not represented in this calculation.

“-D” Option: 0-10VDC and Resistance Dimming

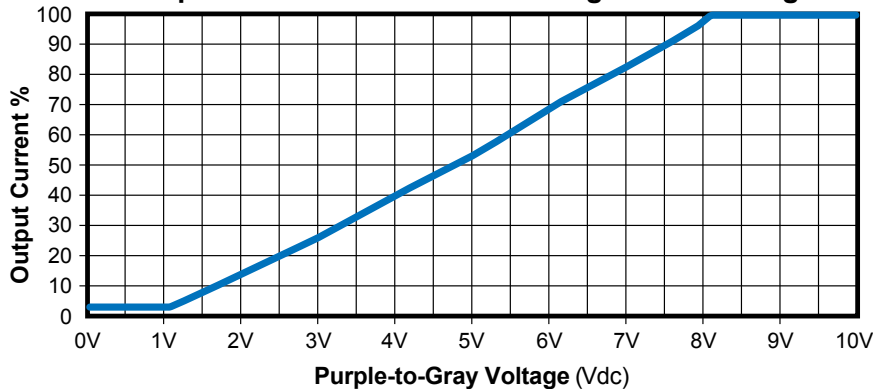
Parameters	Minimum	Typical	Maximum
Source Current out of 0-10V Purple Wire	0 mA	—	500 uA
Absolute Voltage Range on 0-10V (+) Yellow Wire	-2.0 V	—	+15 V

“-D” Typical Dimming Circuit



(Dimmer must be current-sink type control)

Output Current / 0-10VDC Dimming Control Voltage



Notes:

1. Compatible with most 0-10V dimmers. Recommended dimmer is Leviton IP710 or equivalent.
2. Output will be 100% with Purple/Gray open and minimum with Purple/Gray Shorted.