

Rset Information

S025W-056C1300 25W Programmable Driver

Programming The Driver Output

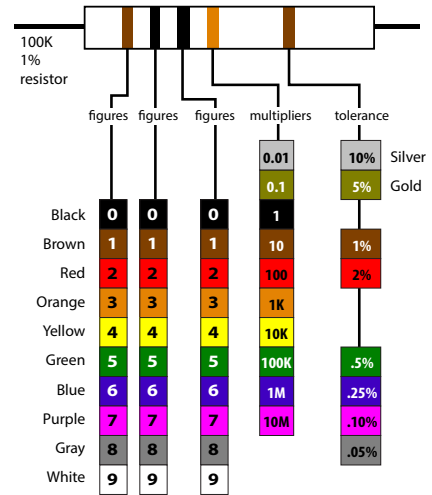
Select resistance (RSET) from the table for required output current (ILED). Connect as shown in the wiring diagram.

Rset Table (full range)

1% EIA E96 Standard Resistor Values vs. Calculated Output Current Nominal Value

Rset (Ohms)	POC Iout (mA)	Rset (Ohms)	POC Iout (mA)	Rset (Ohms)	POC Iout (mA)	Rset (Ohms)	POC Iout (mA)	Rset (Ohms)	POC Iout (mA)	Rset (Ohms)	POC Iout (mA)	Rset (Ohms)	POC Iout (mA)
100	100.9	187	140.7	348	210.5	649	329.4	1210	518.8	2260	792.2	4870	1212.7
102	101.8	191	142.5	357	214.2	665	335.4	1240	528.0	2320	805.4	4990	1226.6
105	103.2	196	144.7	365	217.6	681	341.3	1270	537.0	2370	816.2	5110	1240.1
107	104.1	200	146.5	374	221.3	698	347.5	1300	545.9	2430	829.0	5230	1253.3
110	105.5	205	148.7	383	225.1	715	353.7	1330	554.8	2490	841.5	5360	1267.2
113	106.9	210	150.9	392	228.8	732	359.9	1370	566.5	2550	853.9	5490	1280.7
115	107.9	215	153.2	402	232.9	750	366.4	1400	575.2	2610	866.1	5620	1293.9
118	109.2	221	155.8	412	237.0	768	372.8	1430	583.7	2670	878.0	5760	1307.8
121	110.6	226	158.0	422	241.0	787	379.6	1470	595.1	2740	891.7	5900	1300.0
124	112.0	232	160.7	432	245.1	806	386.3	1500	603.4	2800	903.3	6000	1300.0
127	113.4	237	162.9	442	249.1	825	393.0	1540	614.5	2870	916.5	7000	GUI SET
130	114.8	243	165.5	453	253.6	845	399.9	1580	625.4	2940	929.5		
133	116.2	249	168.1	464	258.0	866	407.2	1620	636.2	3010	942.3		
137	118.0	255	170.7	475	262.4	887	414.4	1650	644.2	3090	956.6		
140	119.4	261	173.3	487	267.2	909	421.9	1690	654.8	3160	968.9		
143	120.7	267	175.9	499	271.9	931	429.3	1740	667.8	3240	982.6		
147	122.6	274	179.0	511	276.6	953	436.7	1780	678.1	3320	996.1		
150	123.9	280	181.6	523	281.3	976	444.3	1820	688.2	3400	1009.4		
154	125.8	287	184.6	536	286.4	1000	452.2	1870	700.7	3480	1022.3		
158	127.6	294	187.6	549	291.4	1020	458.8	1910	710.6	3570	1036.6		
162	129.4	301	190.6	562	296.5	1050	468.5	1960	722.8	3650	1049.1		
165	130.8	309	194.0	576	301.8	1070	475.0	2000	732.4	3740	1062.8		
169	132.6	316	197.0	590	307.2	1100	484.5	2050	744.3	3830	1076.2		
174	134.8	324	200.4	604	312.5	1130	494.0	2100	755.9	3920	1089.3		
178	136.6	332	203.8	619	318.2	1150	500.3	2150	767.5	4010	1102.2		
182	138.4	340	207.1	634	323.8	1180	509.6	2210	781.1	4100	1115.2		

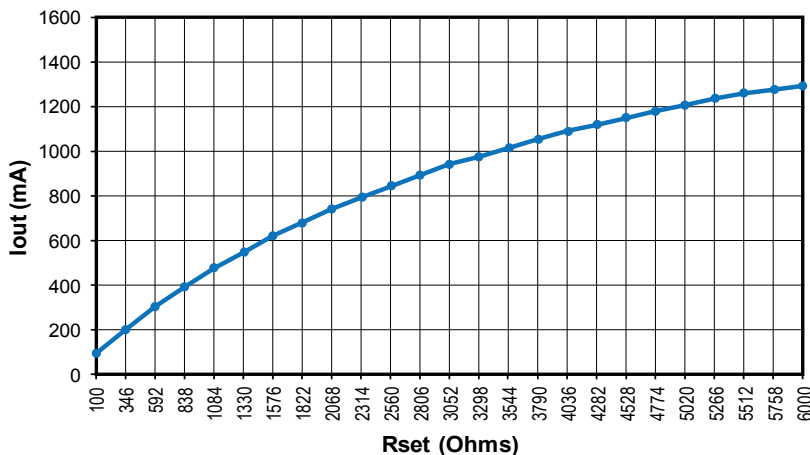
Reading Resistor Codes



Notes:

1. Minimum wattage resistor rating is 1/4W leaded.
2. Larger wattages can be used for easy installation.
3. RSET best placed in LED engine to avoid field replacement programmability issues.
4. If RSET is placed on LED engine, SMD 0805 size is recommended.

Output Current (mA) vs. Rset (Ohms)



Programmable Output Current

Rset (Ω)	Iout (mA)
100	107
346	209
592	308
838	396
1084	478
1330	554
1576	622
1822	687
2068	745
2314	800
2560	853
2806	899
3052	944
3298	985
3544	1024
3790	1062
4036	1095
4282	1128
4528	1158
4774	1187
5020	1215
5266	1242
5512	1266
5758	1282
6000	1300
7000	GUI SET

POC Setting:

- If Rset is open, SelectSYNC™ Software can be used to set Iout.
- Output Current vs. Rset or GUI value is within ±5%.
- Rset can be any ≥1/4W, ±1%, ≥20V rated resistor.
- **Rset >7,000 Ohms will default Iout to GUI setting.**

Rset Information

S040W-056C1500 40W Programmable Driver

Programming The Driver Output

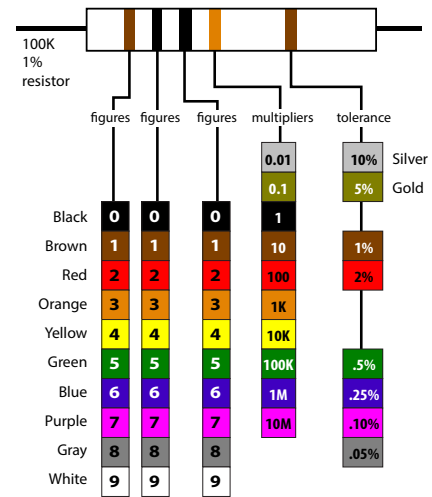
Select resistance (RSET) from the table for required output current (ILED). Connect as shown in the wiring diagram.

Rset Table (full range)

1% EIA E96 Standard Resistor Values vs. Calculated Output Current Nominal Value

POC		POC		POC		POC		POC		POC		POC	
Rset (Ohms)	Iout (mA)	Rset (Ohms)	Iout (mA)	Rset (Ohms)	Iout (mA)	Rset (Ohms)	Iout (mA)	Rset (Ohms)	Iout (mA)	Rset (Ohms)	Iout (mA)	Rset (Ohms)	Iout (mA)
100	100.9	187	140.7	348	210.5	649	329.4	1210	518.8	2260	792.2	4870	1212.7
102	101.8	191	142.5	357	214.2	665	335.4	1240	528.0	2320	805.4	4990	1226.6
105	103.2	196	144.7	365	217.6	681	341.3	1270	537.0	2370	816.2	5110	1240.1
107	104.1	200	146.5	374	221.3	698	347.5	1300	545.9	2430	829.0	5230	1253.3
110	105.5	205	148.7	383	225.1	715	353.7	1330	554.8	2490	841.5	5360	1267.2
113	106.9	210	150.9	392	228.8	732	359.9	1370	566.5	2550	853.9	5490	1280.7
115	107.9	215	153.2	402	232.9	750	366.4	1400	575.2	2610	866.1	5620	1293.9
118	109.2	221	155.8	412	237.0	768	372.8	1430	583.7	2670	878.0	5760	1307.8
121	110.6	226	158.0	422	241.0	787	379.6	1470	595.1	2740	891.7	5900	1321.2
124	112.0	232	160.7	432	245.1	806	386.3	1500	603.4	2800	903.3	6040	1334.4
127	113.4	237	162.9	442	249.1	825	393.0	1540	614.5	2870	916.5	6190	1348.0
130	114.8	243	165.5	453	253.6	845	399.9	1580	625.4	2940	929.5	6340	1361.3
133	116.2	249	168.1	464	258.0	866	407.2	1620	636.2	3010	942.3	6490	1374.2
137	118.0	255	170.7	475	262.4	887	414.4	1650	644.2	3090	956.6	6650	1387.6
140	119.4	261	173.3	487	267.2	909	421.9	1690	654.8	3160	968.9	6810	1400.7
143	120.7	267	175.9	499	271.9	931	429.3	1740	667.8	3240	982.6	6980	1414.1
147	122.6	274	179.0	511	276.6	953	436.7	1780	678.1	3320	996.1	7150	1427.2
150	123.9	280	181.6	523	281.3	976	444.3	1820	688.2	3400	1009.4	7320	1439.8
154	125.8	287	184.6	536	286.4	1000	452.2	1870	700.7	3480	1022.3	7500	1452.8
158	127.6	294	187.6	549	291.4	1020	458.8	1910	710.6	3570	1036.6	7680	1465.5
162	129.4	301	190.6	562	296.5	1050	468.5	1960	722.8	3650	1049.1	7870	1478.4
165	130.8	309	194.0	576	301.8	1070	475.0	2000	732.4	3740	1062.8	8060	1490.9
169	132.6	316	197.0	590	307.2	1100	484.5	2050	744.3	3830	1076.2	8200	1500.0
174	134.8	324	200.4	604	312.5	1130	494.0	2100	755.9	3920	1089.3	10000	GUI SET
178	136.6	332	203.8	619	318.2	1150	500.3	2150	767.5	4010	1102.2		
182	138.4	340	207.1	634	323.8	1180	509.6	2210	781.1	4100	1115.2		

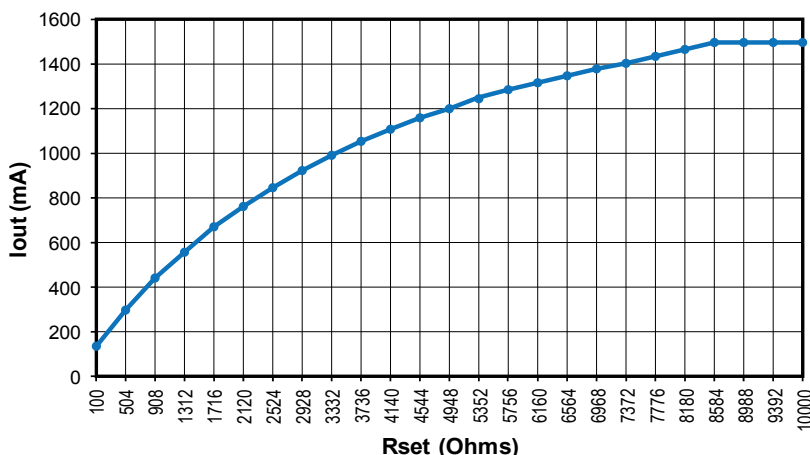
Reading Resistor Codes



Notes:

1. Minimum wattage resistor rating is 1/4W leaded.
2. Larger wattages can be used for easy installation.
3. RSET best placed in LED engine to avoid field replacement programmability issues.
4. If RSET is placed on LED engine, SMD 0805 size is recommended.

Output Current (mA) vs. Rset (Ohms)



Programmable Output Current

Rset (Ω)	Iout (mA)
100	131
504	295
908	441
1312	558
1716	673
2120	760
2524	846
2928	922
3332	992
3736	1055
4140	1110
4544	1160
4948	1205
5352	1246
5756	1287
6160	1318
6564	1349
6968	1380
7372	1407
7776	1435
8180	1470
8584	1500
8988	1500
9392	1500
10000	GUI SET

POC Setting:

- If Rset is open, TRP Programmer GUI can be used to set Iout.
- Output Current vs. Rset or GUI value is within ±5%.
- Rset can be any ≥1/4W, ±1%, ≥20V rated resistor.
- Rset >9,900 Ohms will default Iout to GUI setting.